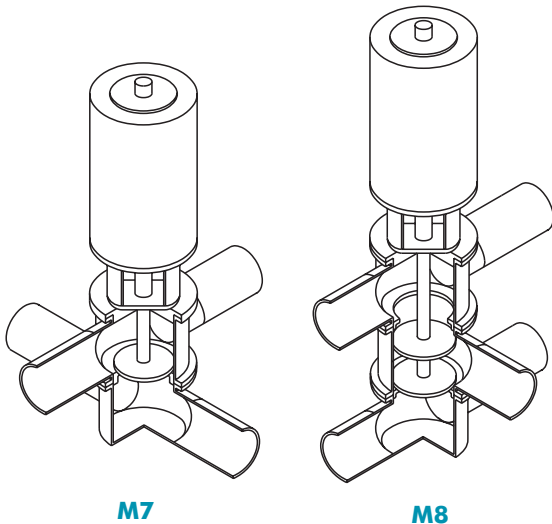


MONARCH SINGLE SEAL VALVES

Single Sealing Valves

The range consists of on/off, divert or routing and tank valves.

Multi-body options provide wide choice of porting arrangements making this valve ideal for automatic valve routing matrixes.



M7

M8



Single Seal Valve Options

On/off - fig. M5

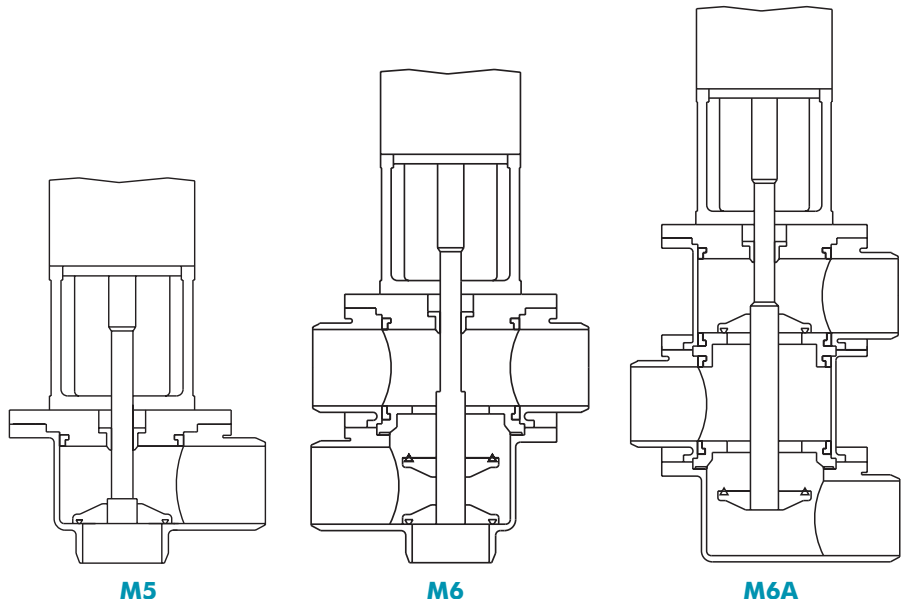
Routing or Divert Valve - fig. M6

Routing or Divert Valve

"Close against the flow" - Fig. M6A

Bodies may be 1,2 or 3 ported

In figures M5 and M6 there is always one vertical port. As this is not always convenient, Realm also provides an option with ports in the same plane as shown in figures M7 and M8. This is especially useful for matrixes and assists good hygienic design of pipe routing systems.



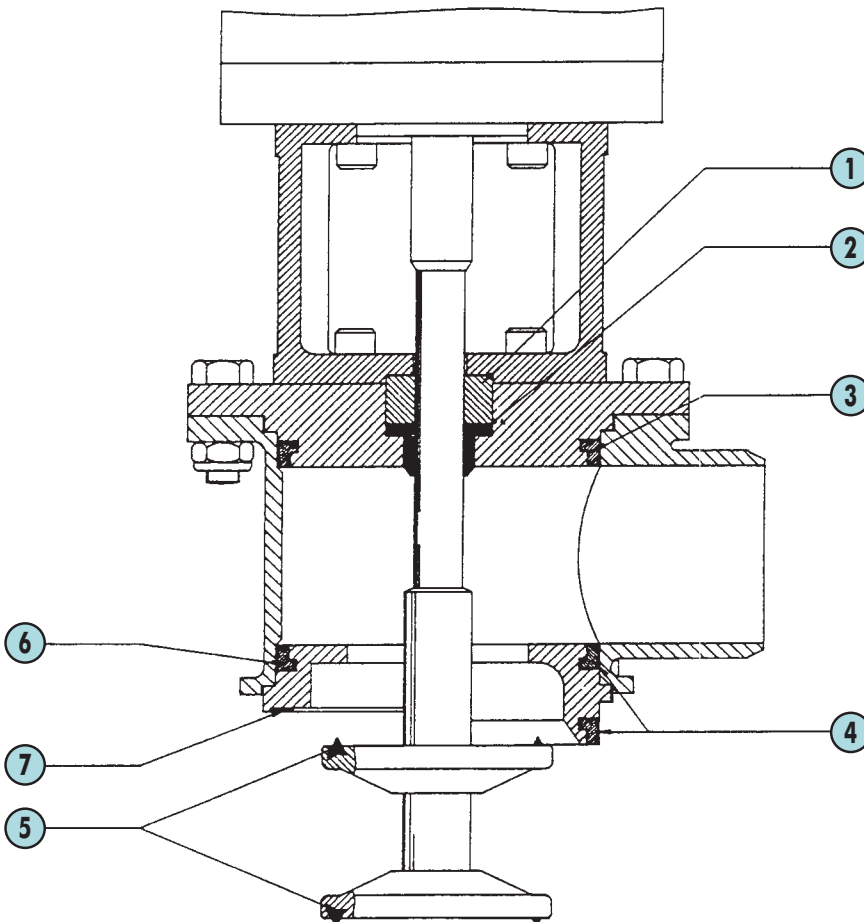
M5

M6

M6A

SINGLE SEAL ROUTING VALVE

RUNNING SPARES - SEALS AND BEARINGS						
		1½"	2"	2½"	3"	4"
1. Poppet Bearing		3000806012	3000806012	4000806012	4000806012	4000806012
2. Shaft Seal	-Nitrile	4000806003A	4000806003A	4000806004A	4000806004A	4000806004A
	-EPDM	4000806003C	4000806003C	4000806004C	4000806004C	4000806004C
	-Viton	4000806003D	4000806003D	4000806004D	4000806004D	4000806004D
3a. Top plate Seal	-Nitrile	4000806007A	4000806007A	6000806007A	6000806007A	7000806007A
	-EPDM	4000806007C	4000806007C	6000806007C	6000806007C	7000806007C
	-Viton	4000806007D	4000806007D	6000806007D	6000806007D	7000806007D
3b. Top plate Seal (Single body 2&3 Port On/Off only)	-Nitrile	4000806013A	4000806013A	6000806013A	6000806013A	7000806013A
	-EPDM	4000806013C	4000806013C	6000806013C	6000806013C	7000806013C
	-Viton	4000806013D	4000806013D	6000806013D	6000806013D	7000806013D
4. Seat Seals (Tripple Bodied Routing)	-Nitrile	4000806007A	4000806007A	6000806007A	6000806007A	7000806007A
	-EPDM	4000806007C	4000806007C	6000806007C	6000806007C	7000806007C
	-Viton	4000806007D	4000806007D	6000806007D	6000806007D	7000806007D
5. Poppet Seal (1 off on On/Off 2 off on Routing)	-Nitrile	3000806006A	4000806006A	4000806005A	6000806006A	7000806006A
	-EPDM	3000806006C	4000806006C	4000806005C	6000806006C	7000806006C
	-Viton	3000806006D	4000806006D	4000806005D	6000806006D	7000806006D
6. Seat Seal (Routing & Double Bodied On/Off)	-Nitrile	4000806007A	4000806007A	6000806007A	6000806007A	7000806007A
	-EPDM	4000806007C	4000806007C	6000806007C	6000806007C	7000806007C
	-Viton	4000806007D	4000806007D	6000806007D	6000806007D	7000806007D
7. Seat Seal (Flat) (Routing & Double Bodied On/Off)	-Nitrile	4000806014A	4000806014A	6000806014A	6000806014A	7000806014A
	-EPDM	4000806014C	4000806014C	6000806014C	6000806014C	7000806014C
	-Viton	4000806014D	4000806014D	6000806014D	6000806014D	7000806014D



DOUBLE BODY

TRIPLE BODY