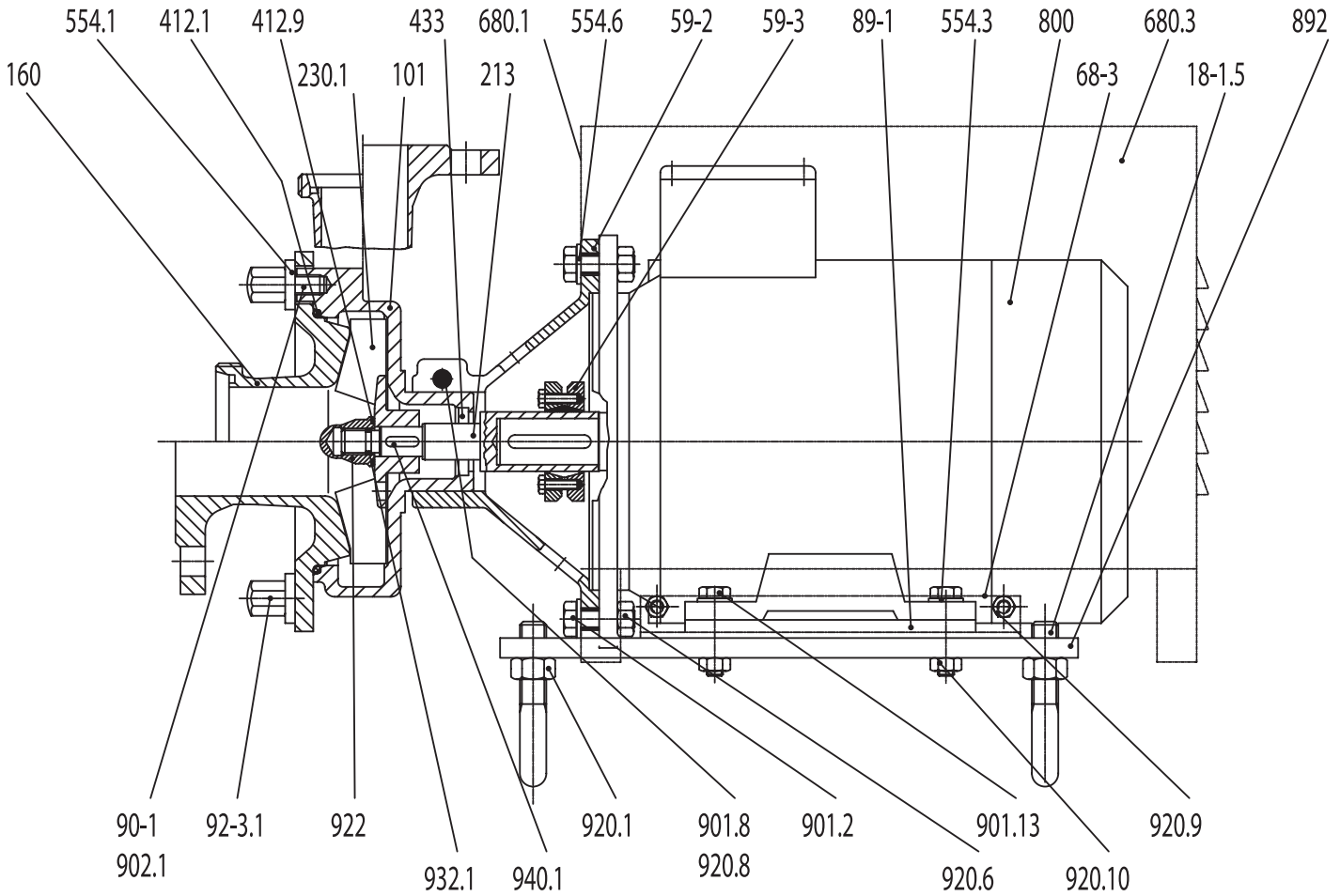


Fristam Centrifugal Pumps FPE 34/35/700 22kW
P U M P E N

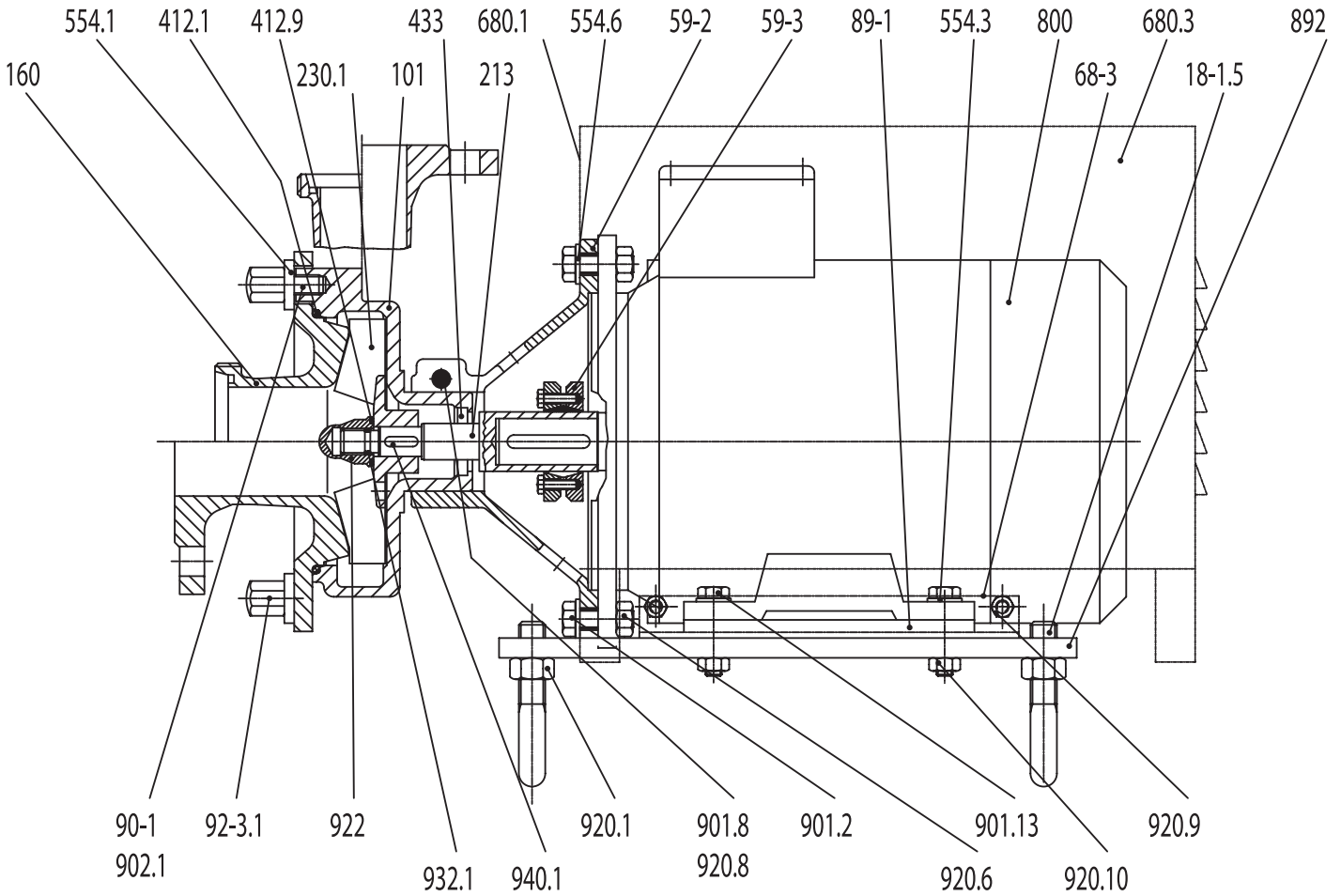


Centrifugal Pumps FPE - 34/35/700 22kW		
Part No.	Piece	Designation
101	1	Pump casing
160	1	Cover
18-1.5	4	Adjustable leg
213	1	Drive shaft
230.1	1	Impeller
412.1	1	O-ring
412.9	1	O-ring
433	1	Mechanical seal
554.1		Washer
554.3	4	Washer
554.6	4	Washer
59-2	1	Clamp disc
59-3	1	Shrinking disc
68-3	2	Support
680.1	1	Cladding
680.3	1	Cladding
800	1	Motor

Centrifugal Pumps FPE - 34/35/700 22kW		
Part No.	Piece	Designation
89-1		Adjusting piece
892	2	Base plate
90-1		Threaded bolt
901.2	4	Hexagon head screw
901.8	1	Hexagon head screw
901.13	4	Hexagon head screw
902.1		Stud
92-3.1		Cap nut
920.1	4	Hexagonal nut
920.6	4	Hexagonal nut
920.8	1	Hexagonal nut
920.9	4	Hexagonal nut
920.10	4	Hexagonal nut
922	1	Impeller nut
932.1	1	Circlip
940.1	1	Key



Fristam Centrifugal Pumps FPE 3522/135A 4kW
P U M P E N

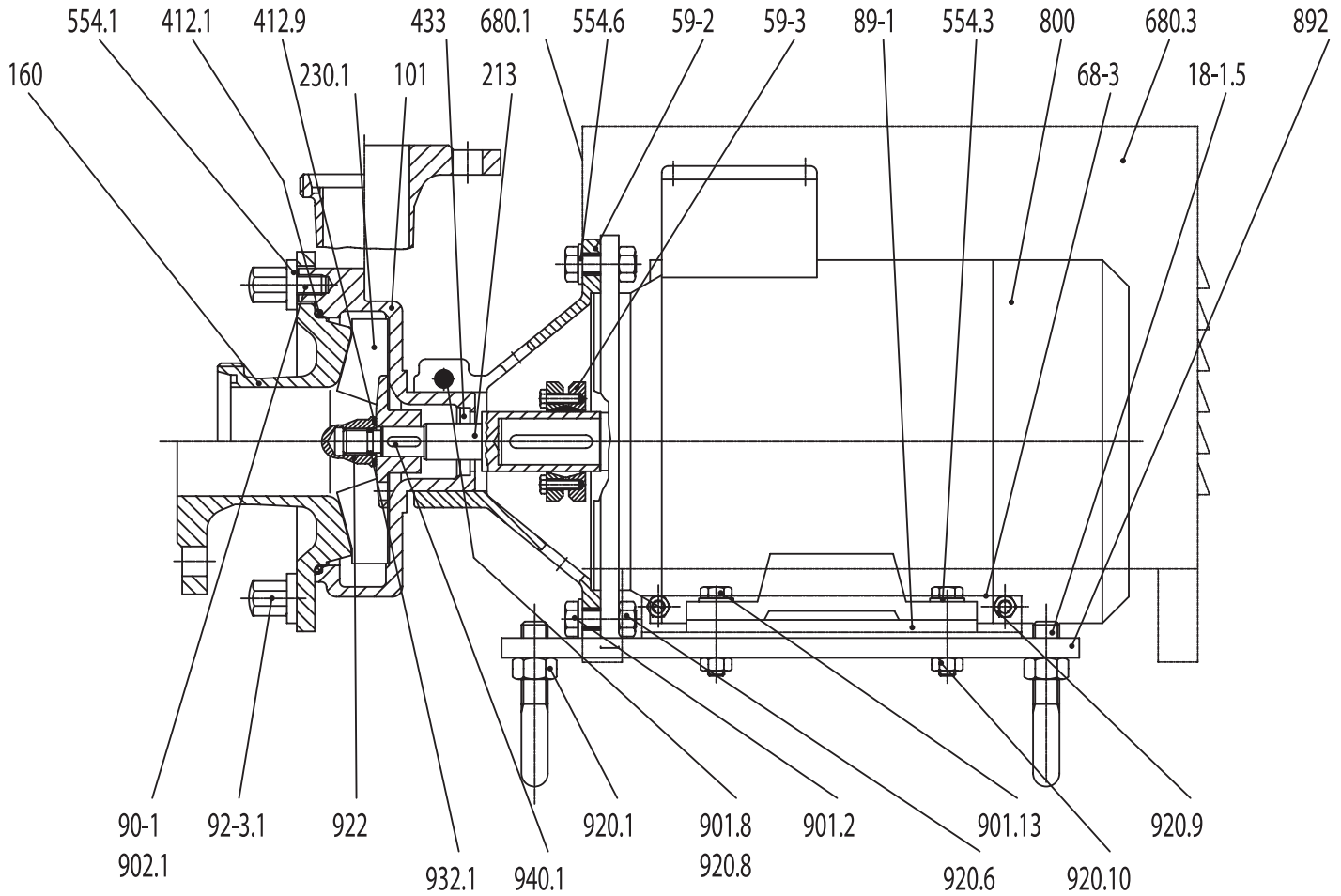


Centrifugal Pumps FPE 3522/135A 4kW		
Part No.	Piece	Designation
101	1	Pump casing
160	1	over
18-1.5	4	Adjustable leg
213	1	Drive shaft
230.1	1	Impeller
412.1	1	O-ring
412.9	1	O-ring
433	1	Mechanical seal
554.1	3	Washer
554.3	4	Washer
554.6	4	Washer
59-2	1	Clamp disc
59-3	1	Shrinking disc
68-3	2	Support
68-4	1	Shield
680.3	1	Shroud

Centrifugal Pumps FPE 3522/135A 4kW		
Part No.	Piece	Designation
800	1	Motor
892	2	Base plate
90-1		Stud
901.2	4	Hexagon head bolt
901.8	1	Hexagon head bolt
901.13	4	Hexagon head bolt
92-3.1	5	Cover nut
920.1	4	Nut
920.6	4	Nut
920.8	1	Nut
920.9	4	Nut
920.10	4	Nut
922	1	Impeller nut
932.1	1	Circlip
940.1	1	Key



Fristam Centrifugal Pumps FPE 353/170A 5.5kW
P U M P E N

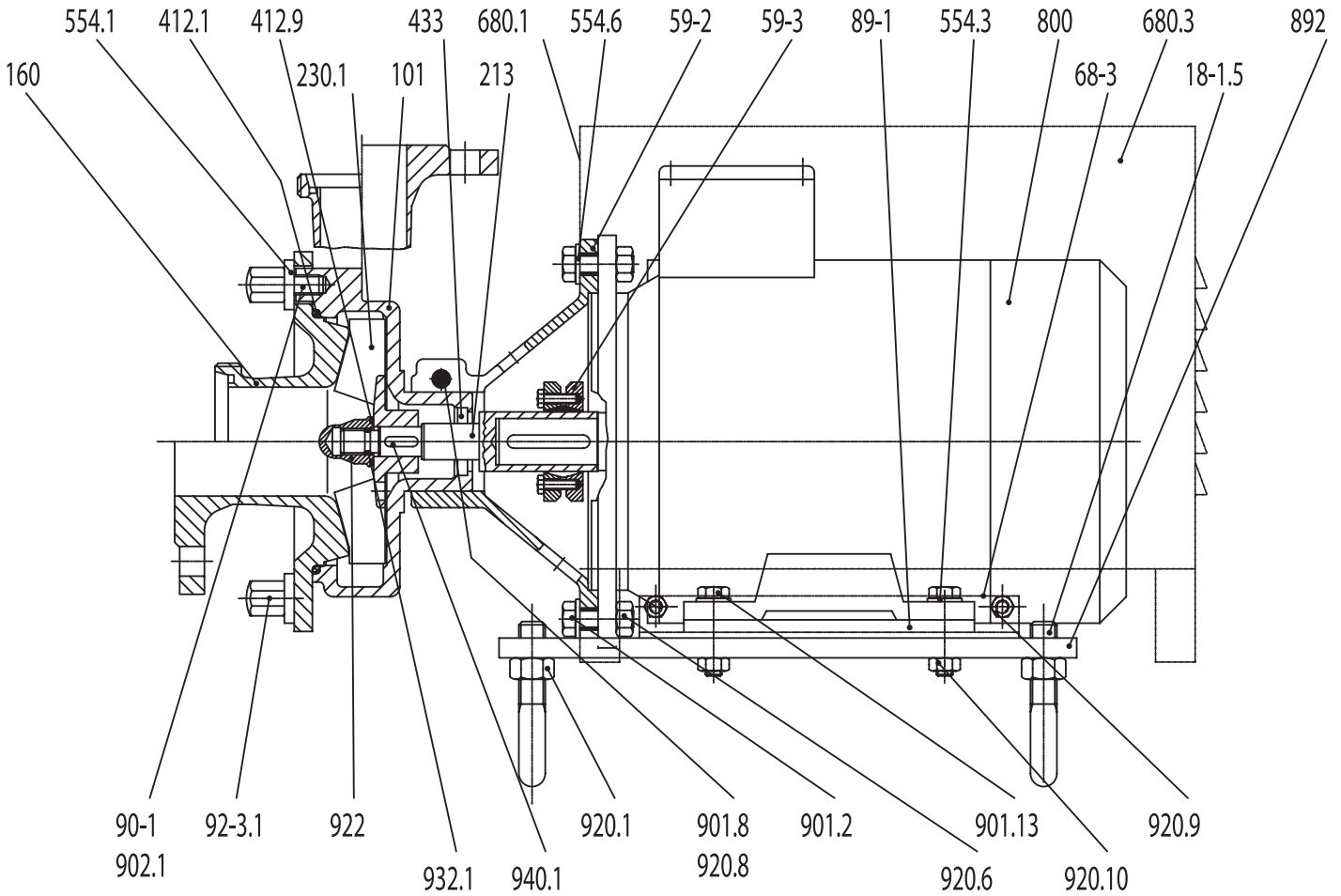


Centrifugal Pumps FPE - 353/170A 5.5kW		
Part No.	Piece	Designation
101	1	Pump casing
160	1	Cover
18-1.5	4	Adjustable leg
213	1	Drive shaft
230.1	1	Impeller
412.1	1	O-ring
412.9	1	O-ring
433	1	Mechanical seal
554.1	5	Washer
554.3	4	Washer
554.6	4	Washer
59-2	1	Clamp disc
59-3	1	Shrinking disc
68-3	2	Support
68-4	1	Shield
680.3	1	Shroud

Centrifugal Pumps FPE - 353/170A 5.5kW		
Part No.	Piece	Designation
800	1	Motor
892	2	Base plate
90-1	3	Stud
901.2	4	Hexagon head bolt
901.8	1	Hexagon head bolt
901.13	4	Hexagon head bolt
92-3.1	3	Cover nut
920.1	4	Nut
920.6	4	Nut
920.8	1	Nut
920.9	4	Nut
920.10	4	Nut
922	1	Impeller nut
932.1	1	Circlip
940.1	1	Key



Fristam Centrifugal Pumps FPE 34/35/700 ABC
P U M P E N

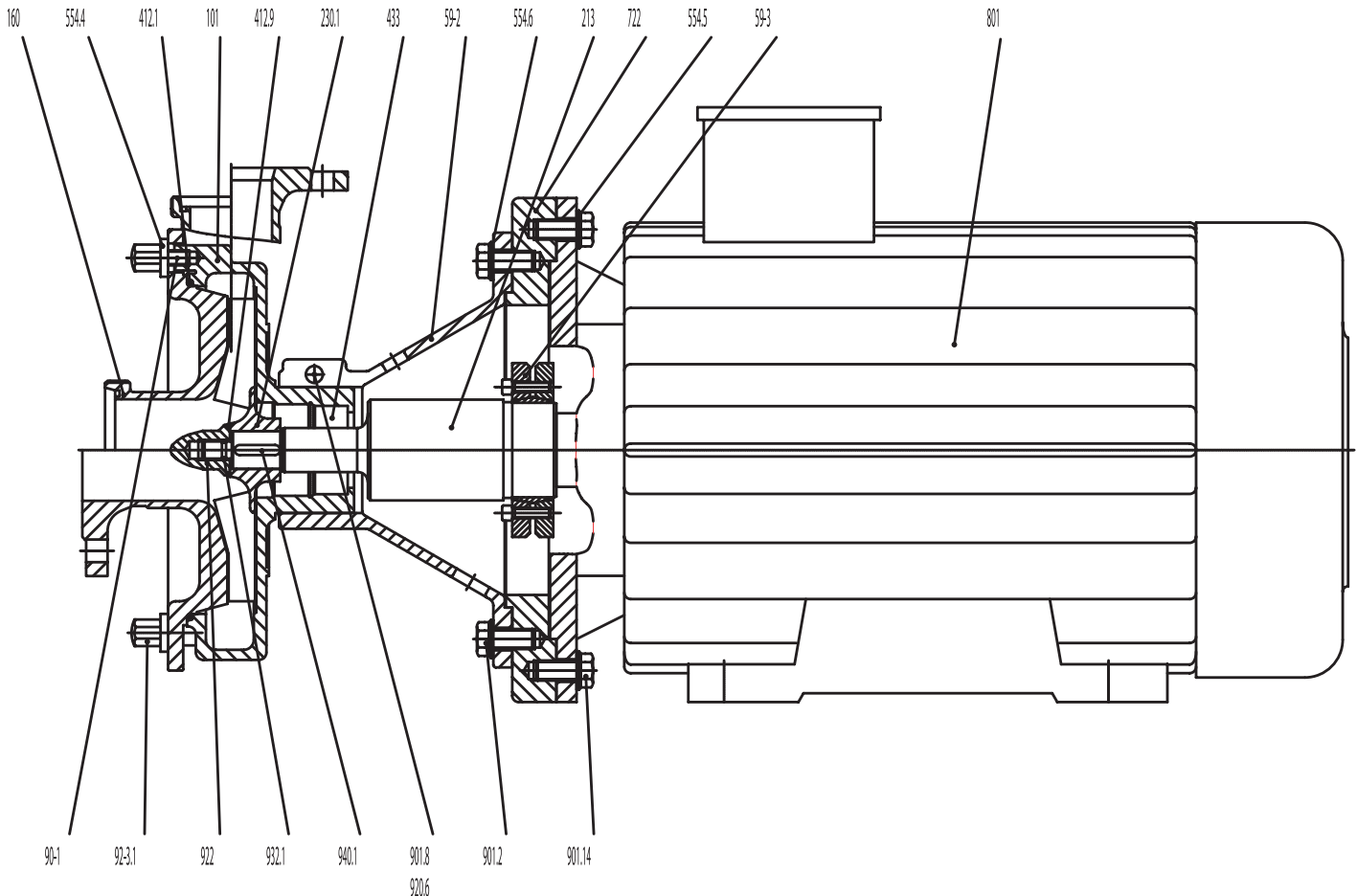


Centrifugal Pumps FPE 3522/135A 4kW		
Part No.	Piece	Designation
101	1	Pump casing
160	1	Cover
18-1.5	4	Adjustable leg
213	1	Drive shaft
230.1	1	Impeller
412.1	1	O-ring
412.9	1	O-ring
433	1	Mechanical seal
554.1	3	Washer
554.3	4	Washer
554.6	4	Washer
59-2	1	Clamp disc
59-3	1	Shrinking disc
68-3	2	Support
68-4	1	Shield
680.3	1	Shroud

Centrifugal Pumps FPE 3522/135A 4kW		
Part No.	Piece	Designation
800	1	Motor
892	2	Base plate
90-1		Stud
901.2	4	Hexagon head bolt
901.8	1	Hexagon head bolt
901.13	4	Hexagon head bolt
92-3.1	5	Cover nut
920.1	4	Nut
920.6	4	Nut
920.8	1	Nut
920.9	4	Nut
920.10	4	Nut
922	1	Impeller nut
932.1	1	Circlip
940.1	1	Key



Fristam Centrifugal Pumps FPE 3400/3500/1050/1150 B 22kW
P U M P E N



Centrifugal Pumps FPE - 353/170A 5.5kW		
Part No.	Piece	Designation
101	1	Pump casing
160	1	Cover
213	1	Drive shaft
230.1	1	Impeller
412.1	1	O-ring
412.9	1	O-ring
433	1	Mechanical seal
554.4	5	Washer
554.5	4	Washer
554.6	4	Washer
59-2	1	Clamping disc
59-3	1	Shrinking disc

Centrifugal Pumps FPE - 353/170A 5.5kW		
Part No.	Piece	Designation
722	1	Flange adaptor
801	1	Flange motor
90-1	5	Threaded bolt
901.2	4	Hexagon head bolt
901.8	1	Hexagon head bolt
901.14	4	Hexagon head bolt
92-3.1	5	Cover nut
920.6	1	Nut
922	1	Impeller nut
932.1	1	Circlip
940.1	1	Key

