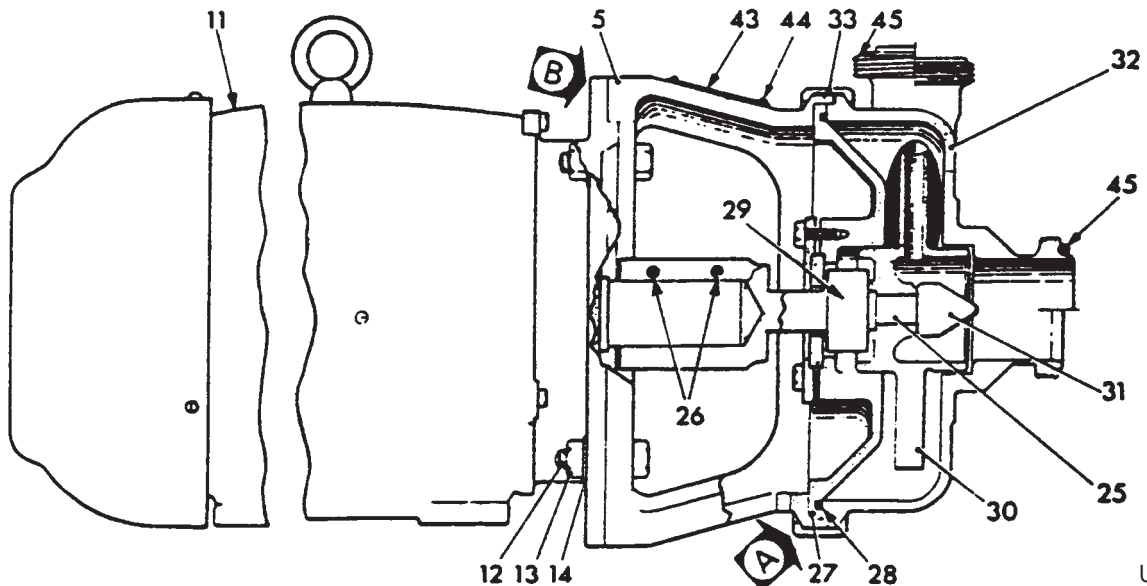
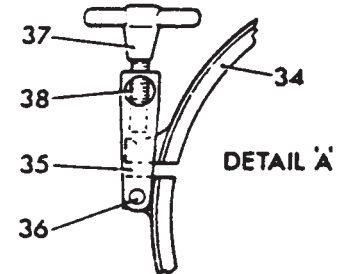
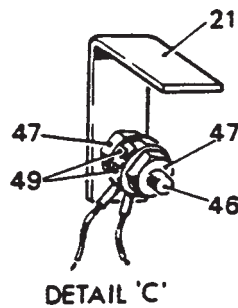
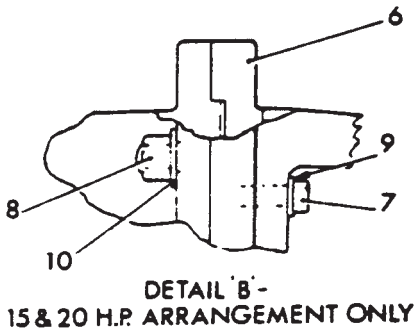
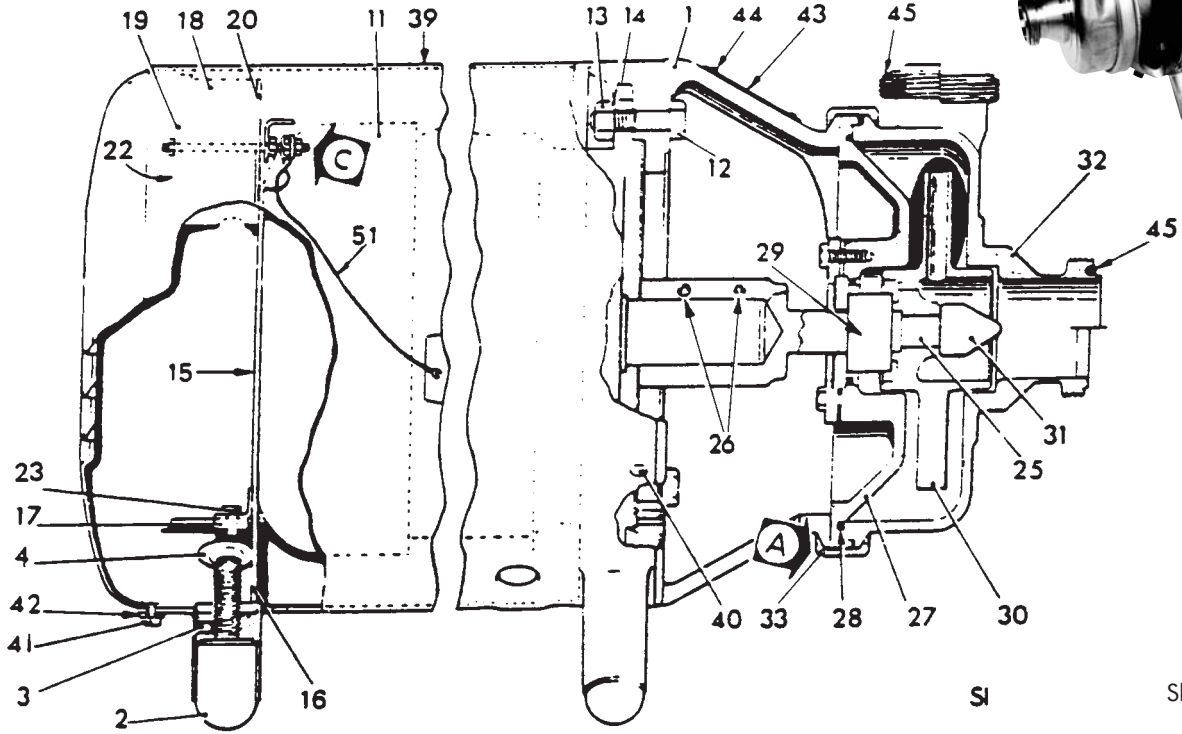


APV Puma Pump Series III



Pump assembly (Series III)



Puma Pump Series III (contd)

| PUMA PUMP SERIES III (PAGE 2) | | | | | | | | | | | | |
|-------------------------------|---|------------|--------|---------|------------------------------------|---------|--------|---------|--------|---------|--------|---------|
| ITEM Page 2 | DESCRIPTION | No. off | 2/2/9 | | 2/2 ¹ / ₂ /9 | | 2/3/9 | | 2/3/11 | | 3/4/11 | |
| | | | Shr'd | Unshr'd | Shr'd | Unshr'd | Shr'd | Unshr'd | Shr'd | Unshr'd | Shr'd | Unshr'd |
| | PUMP COMPLETE | | | | | | | | | | | |
| 1 | Frame Ass'y, supporting | 1 | - | - | - | - | - | - | - | - | - | - |
| - | 3h.p. motor | - | 206552 | - | 206552 | - | 206552 | - | - | - | - | - |
| - | 5.5h.p. motor | - | 206554 | - | 206554 | - | 206554 | - | 206558 | - | - | - |
| - | 7.5 & 10h.p. motor | - | - | - | 206556 | - | 206556 | - | 206550 | - | - | - |
| - | Frame sub-ass'y, welded, comprising:- base (C/N 226241), frame (C/N 321985) and cover plate (C/N 339177) for 3h.p. motor with 9 in. body | - | - | - | - | - | - | - | - | - | - | - |
| - | base (C/N 226241), frame (C/N 321986) and cover plate (C/N 339178) for 5-5h.p. motor with 9 in. body | - | - | - | - | - | - | - | - | - | - | - |
| - | base (C/N 226241), frame (C/N 321988) and cover plate (C/N 339178) for 5-5h.p. motor with 11 in. body | - | - | - | - | - | - | - | - | - | - | - |
| - | base (C/N 226241), frame (C/N 321987) and cover plate (C/N 339179) for 7-5 and 10h.p. motors with 9 in body | - | - | - | - | - | - | - | - | - | - | - |
| - | base (C/N 226241), frame (C/N 321989) and cover plate (C/N 339179) for 7-5 and 10h.p. motors with 11 in body | - | - | - | - | - | - | - | - | - | - | - |
| 2 | Foot, adjustable | 3 | 337600 | - | 337600 | - | 337600 | - | 337600 | - | - | - |
| 3 | Grub-screw, 2 BA x 1/2 in. l'g. slot h'd. | 3 | 434110 | - | 434110 | - | 434110 | - | 434110 | - | - | - |
| 4 | Grommet, 1 1/2 in. o.d. x 3/4 in. i.d. | 1 | 410500 | - | 410500 | - | 410500 | - | 410500 | - | - | - |
| 5 | Frame, extension | 1 | - | - | - | - | - | - | - | - | - | - |
| - | 3 h.p. motor | - | - | 321990 | - | 321990 | - | 321990 | - | - | - | - |
| - | 5.5 h.p. motor | - | - | 321991 | - | 321991 | - | 321991 | - | 321993 | - | - |
| - | 7-5, 10,15, 20 & 25 h.p. motors | - | - | - | - | 321992 | - | 321992 | - | 321994 | - | 321994 |
| 6 | Plate, adaptor. 15, 20 & 25 h.p.motors only | 1 | - | - | - | - | 338811 | - | 338811 | - | 338811 | - |
| 7 | Set-screw, 1/2 in. BSW x 1 1/4 in. l'g. hex. h'd. | 4 | - | - | - | - | 431663 | - | 431663 | - | 431663 | - |
| 8 | Set-screw, 5/8 in. BSW x 1 1/2 in. l'g. hex. h'd. | 4 | - | - | - | - | 453378 | - | 453378 | - | 453378 | - |
| 9 | Washer, plain, 1/2 in. i.d. | 4 | - | - | - | - | - | 443820 | - | 443820 | - | 443820 |
| 10 | Washer, plain, 5/8 in. i.d. | 4 | - | - | - | - | - | 443521 | - | 443521 | - | 443521 |
| 11 | Motor, electric, Brook, 3-ph 50 or 60 c/s, a.c. | 1 | - | - | - | - | - | - | - | - | - | - |
| - | 3 h.p., (2.2kw), 220/380-420 V | - | 457132 | - | 457132 | - | 457132 | - | - | - | - | - |
| - | "(terminal box with continental conduit thread) | - | - | 457108 | - | 457108 | - | 457108 | - | - | - | - |
| - | "(terminal box with Brit. Std. conduit thread) | - | - | 457109 | - | 457109 | - | 457109 | - | - | - | - |
| - | 5.5 h.p., (4.0 kw), 220/380 V | - | 457102 | 457110 | 457102 | 457110 | 457102 | 457110 | 457102 | 457110 | - | - |
| - | 5.5 h.p., (4.0 kw), 380/420 V | - | 457103 | 457111 | 457103 | 457111 | 457103 | 457111 | 457103 | 457111 | - | - |
| - | 7.5 h.p., (5.5 kw), 220/380 V | - | - | - | 457104 | 457112 | 457104 | 457112 | 457104 | 457112 | - | - |
| - | 7.5 h.p., (5.5 kw), 380/420 V | - | - | - | 457105 | 457113 | 457105 | 457113 | 457105 | 457113 | - | - |
| - | 10 h.p., (7.5 kw), 220/380 V | - | - | - | 457106 | 457114 | 457106 | 457114 | 457106 | 457114 | - | - |
| - | 10 h.p., (7.5 kw), 380/420 V | - | - | - | 457107 | 457115 | 457107 | 457115 | 457107 | 457115 | - | - |
| - | 15 h.p., (11.0 kw), 220/380 V | - | - | - | - | - | - | 457116 | - | 457116 | - | - |
| - | 15 h.p., (11.0 kw), 380/420 V | - | - | - | - | - | - | 457117 | - | 457117 | - | - |
| - | 20 h.p., (14.9 kw), 220/380 V | - | - | - | - | - | - | 457118 | - | 457118 | - | 457118 |
| - | 20 h.p., (14.9 kw), 380/420 V | - | - | - | - | - | - | 457119 | - | 457119 | - | 457119 |
| - | 25 h.p., (18.6 kw), 220/380 V | - | - | - | - | - | - | - | - | - | - | 457133 |
| - | 25 h.p., (18.6 kw), 380/420 V | - | - | - | - | - | - | - | - | - | - | 457134 |

†† not illustrated W.O works order • recommended spare * with pressure balance holes † without pressure balance holes

Puma Pump Series III (contd)

| PUMA PUMP SERIES III (PAGE2) | | | | | | | | | | | | |
|------------------------------|---|------------------|-----------------------|-----------------------|------------------------------------|----------------------------|----------------------------|----------------------------|----------------------------|----------------------------|-------------|------------------|
| ITEM Page 2 | DESCRIPTION | No. off | 2/2/9 | | 2/2 ¹ / ₂ /9 | | 2/3/9 | | 2/3/11 | | 3/4/11 | |
| | | | Shr'd | Unshr'd | Shr'd | Unshr'd | Shr'd | Unshr'd | Shr'd | Unshr'd | Shr'd | Unshr'd |
| 12 | Set-screw 3/8 in. BSW x 1 3/4 in. l'g. hex. h'd. 1/2 in. BSW x 2 in. l'g. hex. h'd. | 4 - - | - 431645 431666 | - 431645 431666 | - 431645 431666 | - 431645 431666 | - 431645 431666 | - 431645 431666 | - 431666 431666 | - - - | - - - | - - - |
| 13 | Nut, hex. 3/8 in. BSW 1/2 in. BSW | 4 - - | - 417865 417867 | - 417865 417867 | - 417865 417867 | - 417865 417867 | - 417865 417867 | - 417865 417867 | - - 417867 | - - 417867 | - - - | - - - |
| 14 | Washer, motor/extension frame attachment 3/8 in. i.d. 1/2 in. i.d. | 4 - - | - - - | - 443518 443520 | - - - | - 443518 443520 | - - - | - 443518 443520 | - - 443520 | - - - | - - - | - - - |
| 15 | Plate ass'y, baffle and terminal box | 1 | 228543 | - | 228543 | - | 228543 | - | 228543 | - | - | - |
| 16 | Plate sub-ass'y, baffle | 1 | 339274 | - | 339274 | - | 339274 | - | 339274 | - | - | - |
| 17 | Clip | 2 | 314253 | - | 314253 | - | 314253 | - | 314253 | - | - | - |
| 18 | Terminal Box | 1 | 462036 | - | 462036 | - | 462036 | - | 462036 | - | - | - |
| 19 | Cover | 1 | 462035 | - | 462035 | - | 462035 | - | 462035 | - | - | - |
| 20 | Gasket | 1 | 322555 | - | 322555 | - | 322555 | - | 322555 | - | - | - |
| 21 | Earth Terminal Tag | 1 | 457831 | - | 457831 | - | 457831 | - | 457831 | - | - | - |
| 22 | Warning Label | 1 | 414211 | - | 414211 | - | 414211 | - | 414211 | - | - | - |
| 23 | Screw, Ch. Hd., OBA x 1/2 in. long | 2 | 452601 | - | 452601 | - | 452601 | - | 452601 | - | - | - |
| 24 | Screw, Ch. Hd., M4 x 25mm long | † | 461101 | - | 461101 | - | 461101 | - | 461101 | - | - | - |
| 46 | Studding - M4 x 65mm long | 1 | 437686 | - | 437686 | - | 437686 | - | 437686 | - | - | - |
| 47 | Nut, hex., Standard M4 | 25 | 460215 | - | 460215 | - | 460215 | - | 460215 | - | - | - |
| 48 | Washer, plain, standard M4 | † | 460315 | - | 460315 | - | 460315 | - | 460315 | - | - | - |
| 49 | Clamping washer, copper | 28 | 444152 | - | 444152 | - | 444152 | - | 444152 | - | - | - |
| 50 | Set Screw, hex. h'd., M4 x 25mm long | † | 460070 | - | 460070 | - | 460070 | - | 460070 | - | - | - |
| 52 | Earth Cable Ass'y, Type 'B' | 1 | 442011 | - | 442011 | - | 442011 | - | 442011 | - | - | - |
| 25 | Shaft, stub | 1 | - | - | - | - | - | - | - | - | - | - |
| - | 3 h.p. motor | - | 354300 | 354300 | 354300 | 354300 | 354300 | 354300 | - | - | - | - |
| - | 5.5 h.p. motor | - | 354301 | 354301 | 354301 | 354301 | 354301 | 354301 | 354301 | 354301 | - | - |
| - | 7.5 & 10 h.p. motor | - | - | - | 354302 | 354302 | 354302 | 354302 | 354302 | 354302 | - | - |
| - | 15 & 20 h.p. motor | - | - | - | - | - | - | 354303 | - | 354303 | - | - |
| - | 20 & 25 h.p. motor | - | - | - | - | - | - | - | - | - | - | 354321 |
| 26 | Screw, Cap 1/4 in. BSF x 3/4 in. l'g. skt. h'd. 5/16 in. BSF x 1 in. l'g. skt. h'd. 3/8 in. BSF x 1 in. l'g. skt. h'd. | 2 - - - | - 445244 - - | - 445244 - - | - 445244 445245 - | - 445244 445245 - | - 445244 445245 - | - 445244 445245 - | - 445244 445245 - | - 445244 445245 - | - - - | - - 445247 |
| 27 | Backplate | 1 | 338815 | 338815 | 338815 | 338815 | 338815 | 338815 | 338816 | 338816 | - | 338816 |
| 28 | Sealing ring for body joint | • | 413800 | 413800 | 413800 | 413800 | 413800 | 413800 | 413858 | 413858 | - | 413858 |
| 29 | Seal arrangements (See Fig. 8) | Ref | | | | | | | | | | |
| 30 | Impeller | 1 | - | - | - | - | - | - | - | - | - | - |
| - | with 3/4 in. (19mm) dia. discharge holes | - | - | - | - | - | - | - | - | - | - | - |
| - | 5 in. (127mm) size | - | 325840 | 325840 | 325840 | 325840 | - | - | - | - | - | - |
| - | 5 1/2 in. (140mm) size | - | 325839 | 325839 | 325839 | 325839 | - | - | - | - | - | - |
| - | 6 in. (152mm) size | - | 325838 | 325838 | 325838 | 325838 | - | - | - | - | - | - |
| - | 6 1/2 in. (165mm) size | - | 325837 | 325837 | 325837 | 325837 | - | - | - | - | - | - |
| - | 7 in. (178mm) size | - | 325836 | 325836 | 325836 | 325836 | - | - | - | - | - | - |
| - | 7 1/2 in. (191mm) size | - | 325835 | 325835 | 325835 | 325835 | - | - | - | - | - | - |
| - | with 7/8 in. (22mm) dia. discharge holes | - | - | - | - | - | - | - | - | - | - | - |
| - | 5 in. (127mm) size | - | - | - | - | - | 325864* | 325864* | - | - | - | - |
| - | | - | - | - | - | - | 325852† | 325852† | - | - | - | - |
| - | 5 1/2 in. (140mm) size | - | - | - | - | - | 325863* | 325863* | - | - | - | - |
| - | | - | - | - | - | - | 325851† | 325851† | - | - | - | - |
| - | 6 in. (152mm) size | - | - | - | - | - | 325862* | 325862* | - | - | - | - |
| - | | - | - | - | - | - | 325850† | 325850† | - | - | - | - |
| - | 6 1/2 in. (165mm) size | - | - | - | - | - | 325861* | 325861* | - | - | - | - |
| - | | - | - | - | - | - | 325849† | 325849† | - | - | - | - |

†† not illustrated • recommended spare * with pressure balance holes † without pressure balance holes

Puma Pump Series III (contd)

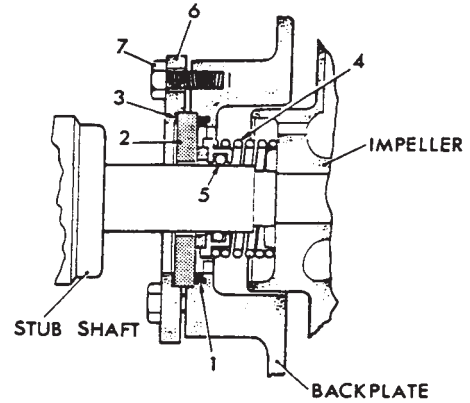
| PUMA PUMP SERIES III (PAGE 2) | | | | | | | | | | | | | |
|-------------------------------|--|------------|--------|---------|--------|---------|--------|---------|---------|---------|---------|---------|--------|
| ITEM Page 2 | DESCRIPTION | No. off | 2/2/9 | | 2/2½/9 | | 2/3/9 | | 2/3/11 | | 3/4/11 | | |
| | | | Shr'd | Unshr'd | Shr'd | Unshr'd | Shr'd | Unshr'd | Shr'd | Unshr'd | Shr'd | Unshr'd | |
| 30(cont) | 7 in. (178mm) size | - | - | - | - | - | - | 325860* | 325860* | - | - | - | - |
| | | - | - | - | - | - | - | 325848† | 325848† | - | - | - | - |
| - | 7½ in. (191mm) size | - | - | - | - | - | - | 325859* | 325859* | 325859* | 325859* | - | - |
| | | - | - | - | - | - | - | 325847† | 325847† | 325847† | 325847† | - | - |
| - | 8 in. (203mm) size | - | - | - | - | - | - | - | - | 325858* | 325858* | - | - |
| | | - | - | - | - | - | - | - | - | 325845† | 325845† | - | - |
| - | 8½ in. (216mm) size | - | - | - | - | - | - | - | - | 325857* | 325857* | - | - |
| | | - | - | - | - | - | - | - | - | 325844† | 325844† | - | - |
| - | 9 in. (229mm) size | - | - | - | - | - | - | - | - | 325856* | 325856* | - | - |
| | | - | - | - | - | - | - | - | - | 325843† | 325843† | - | - |
| - | 9½ in. (241mm) size | - | - | - | - | - | - | - | - | 325855* | 325855* | - | - |
| - | with 1½ in. (32mm) dia. discharge holes | - | - | - | - | - | - | - | - | - | - | - | - |
| - | 7 in. (178mm) size | - | - | - | - | - | - | - | - | - | - | - | 325865 |
| | | - | - | - | - | - | - | - | - | 325842† | 325842† | - | - |
| 31 | Nut, impeller | • 1 | 213526 | 213526 | 213526 | 213526 | 213526 | 213526 | 213526 | 213526 | 213526 | - | 213526 |
| 32 | Body ass'y | 1 | - | - | - | - | - | - | - | - | - | - | - |
| | with ISS fittings | - | 200764 | 200764 | 200770 | 200770 | 200799 | 200799 | 207101 | 207101 | 207101 | - | - |
| | with RJT fittings | - | 200763 | 200763 | 200769 | 200769 | 200798 | 200798 | 207100 | 207100 | 207100 | - | 207673 |
| | with CLAMP fittings | - | 207667 | 207667 | 207668 | 207668 | 207669 | 207669 | 207670 | 207670 | 207670 | - | 207674 |
| | without fittings | - | 308439 | 308439 | 308442 | 308442 | 308454 | 308454 | 308464 | 308464 | 308464 | - | 308465 |
| 33 | Collar ass'y Clamping | 1 | 228717 | 228717 | 228717 | 228717 | 228717 | 228717 | 228718 | 228718 | 228718 | - | 228718 |
| 34 | Collar | 1 | 228713 | 228713 | 228713 | 228713 | 228713 | 228713 | 314638 | 314638 | 314638 | - | 314638 |
| 35 | Fork | 1 | 321814 | 321814 | 321814 | 321814 | 321814 | 321814 | 321814 | 321814 | 321814 | - | 321814 |
| 36 | Pin | 1 | 338611 | 338611 | 338611 | 338611 | 338611 | 338611 | 338611 | 338611 | 338611 | - | 338611 |
| 37 | T-bolt | 1 | 310177 | 310177 | 310177 | 310177 | 310177 | 310177 | 310177 | 310177 | 310177 | - | 310177 |
| 38 | Pin, cross | 1 | 338350 | 338350 | 338350 | 338350 | 338350 | 338350 | 338350 | 338350 | 338350 | - | 338350 |
| 39 | Shroud ass'y | 1 | 227417 | - | 227417 | - | 227417 | - | 227417 | - | 227417 | - | - |
| 40 | Set-screw, 2-BA x 3/16 in. l'g. r'd. h'd. | 2 | 432410 | - | 432410 | - | 432410 | - | 432410 | - | 432410 | - | - |
| 41 | Bolt, ½ in. BSW x ½ in. l'g. hex. h'd. | 1 | 431625 | - | 431625 | - | 431625 | - | 431625 | - | 431625 | - | - |
| 42 | Washer, plain, ½ in. i.d. | 1 | 443816 | - | 443816 | - | 443816 | - | 443816 | - | 443816 | - | - |
| 43 | Nameplate | 1 | - | - | - | - | - | - | - | - | - | - | - |
| | (in English) | - | 423483 | 423483 | 423483 | 423483 | 423483 | 423483 | 423483 | 423483 | 423483 | - | 423483 |
| | (in German) | - | 457811 | 457811 | 457811 | 457811 | 457811 | 457811 | 457811 | 457811 | 457811 | - | 457811 |
| 44 | Screw, hammer drive, No. 4 x 3/16 in. r'd. h'd. | 4 | 434261 | 434261 | 434261 | 434261 | 434261 | 434261 | 434261 | 434261 | 434261 | - | 434261 |
| 45 | Ring, joint | • | - | - | - | - | - | - | - | - | - | - | - |
| | 2 in. size | 2 | 413510 | 413510 | - | - | - | - | - | - | - | - | - |
| | | 1 | - | - | 413510 | 413510 | 413510 | 413510 | 413510 | 413510 | 413510 | - | - |
| | 2½ in. size (RJT body only) | 1 | - | - | 413512 | 413512 | - | - | - | - | - | - | - |
| | 3 in. size | 1 | - | - | - | - | 413514 | 413514 | 413514 | 413514 | 413514 | - | 413514 |
| | 4 in. size | 1 | - | - | - | - | - | - | - | - | - | - | 413517 |
| | Special Tools | †† | - | - | - | - | - | - | - | - | - | - | - |
| | Spanner for impeller nut | 1 | 438928 | 438928 | 438928 | 438928 | 438928 | 438928 | 438928 | 438928 | 438928 | - | 438928 |
| | Key, hex, wrench, 3/16 in. A/F, for stub shaft securing screws on 3 and 5-5 h.p. motors | 1 | 414105 | 414105 | 414105 | 414105 | 414105 | 414105 | 414105 | 414105 | 414105 | - | 414105 |
| | Key, hex, wrench, 7/32 in. A/F, for stub shaft securing screws on 7.5, 10, 15, 20 and 25 h.p. motors | 1 | - | - | 414106 | 414106 | 414106 | 414106 | 414106 | 414106 | 414106 | - | 414106 |
| | Spacer, stub shaft, No.22088 | 1 | 347651 | 347651 | 347651 | 347651 | 347651 | 347651 | 347651 | 347651 | 347651 | - | 347651 |
| 51 | Safety Guard for Stub Shaft | W.O | 1 | - | - | - | - | - | - | - | - | - | - |
| | Shrouded Pumps | - | - | - | - | - | - | - | - | - | - | - | - |
| | pumps with 3 h.p. motor only | - | 231126 | - | 231126 | - | 231126 | - | - | - | - | - | - |
| | pumps with 5½ h.p. motor only | - | 231127 | - | 231127 | - | 231127 | - | 231127 | - | - | - | - |
| | pumps with 7½ & 10 h.p. motor only | - | - | - | 231128 | - | 231128 | - | 231128 | - | - | - | - |
| | Unshrouded Pumps | - | - | - | - | - | - | - | - | - | - | - | - |
| | pumps with 15 or 20 h.p. motor only | - | - | - | - | - | - | 231129 | - | 231129 | - | - | 231129 |
| | pumps with 25 h.p. motor only | - | - | - | - | - | - | - | - | - | - | - | 231120 |

†† not illustrated W.O works order • recommended spare * with pressure balance holes † without pressure balance holes

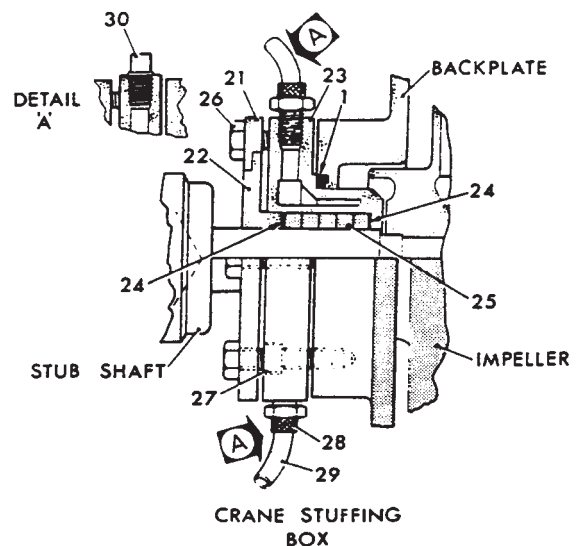
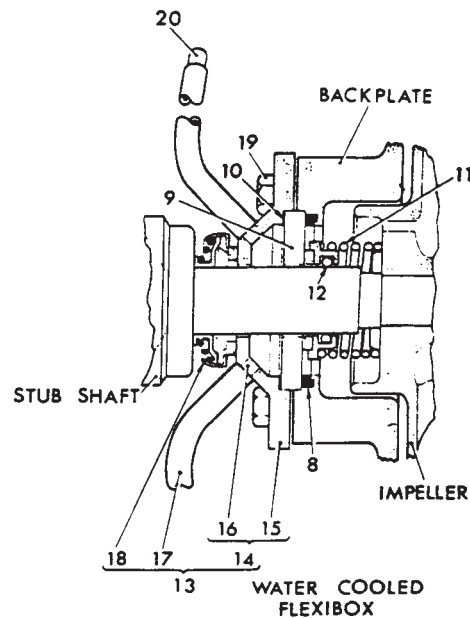
APV Puma Pump Series III Illustrated Parts List

| PUMA PUMP SERIES III | | | |
|--|---|---------|----------|
| ITEM | DESCRIPTION | No. off | Code No. |
| SEAL ARRANGEMENTS | | | |
| NON-WATER COOLED FLEXIBOX SEAL | | | |
| 1 | Ring, sealing, seal face plate | • 1 | 413812 |
| 2 | Plate, seal face | • 1 | 320303 |
| 3 | Ring, sealing, housing | 1 | 444000 |
| 4 | Seal ass'y, Flexibox type R 2540 - 57R | • 1 | 427840 |
| 5 | O-ring | • 1 | 426573 |
| 6 | Housing, plate | 1 | 344394 |
| 7 | Set-screw, $\frac{5}{16}$ in. BSF x $\frac{3}{4}$ in. lg. hex. hd. | 3 | 431724 |
| WATER COOLED FLEXIBOX SEAL | | | |
| 8 | Ring, sealing, seal face plate | * • 1 | 413812 |
| 9 | Plate, seal face | * 1 | 320303 |
| 10 | Ring, sealing, housing | * • 1 | 444000 |
| 11 | Seal ass'y, Flexibox type R 2540 - 57R | * • 1 | 427840 |
| 12 | O-ring | * • 1 | 426573 |
| 13 | Seal ass'y, water cooling | 1 | 244026 |
| 14 | Housing ass'y | 1 | 208836 |
| 15 | Housing | 1 | 325099 |
| 16 | Tube, $\frac{1}{4}$ in. o.d. x 20 swg x 1.0 in. lg. | 2 | 353158 |
| 17 | Tube, $\frac{3}{8}$ in. o.d. x $\frac{1}{4}$ in. i.d. x 18 in. lg. | 2 | 182615 |
| 18 | Seal, Cyclam type AD NIB 254713 PR | • 1 | 427866 |
| 19 | Set-screw, $\frac{5}{16}$ in. BSF x $\frac{3}{4}$ in. lg. hex. hd. | * 3 | 431724 |
| 20 | Adaptor, $\frac{3}{8}$ in. o.d. tube x $\frac{1}{8}$ in. BSP | 2 | 406418 |
| STUFFING BOX SEAL (Special order only) | | | |
| 1 | Ring, sealing, seal face plate | * • 1 | 413812 |
| 21 | Housing | 1 | 344394 |
| 22 | Gland, split | 1 | 322612 |
| 23 | Box ass'y, stuffing | • 1 | 201238 |
| 24 | Washer, packing | • 2 | 444024 |
| 25 | Ring, gland packing, Crane | • 5 | 426637 |
| 26 | Set-screw, $\frac{5}{16}$ in. BSF x $\frac{3}{4}$ in. lg. hex. hd. | 3 | 431724 |
| 27 | Screw, skt. hd. cap. $\frac{3}{16}$ in. BSF x $\frac{3}{4}$ in. lg. | 3 | 445236 |
| 28 | Adaptor, $\frac{3}{8}$ in. o.d. tube x $\frac{1}{8}$ in. BSP | 4 | 406418 |
| 29 | Tube, $\frac{3}{8}$ in. o.d. x $\frac{1}{4}$ in. i.d. x 18 in. lg. | 2 | 182615 |
| 30 | Plug, blanking, $\frac{1}{8}$ in. BSP | 2 | 424343 |

* Common to non-water cooled Flexibox seal arrangement
• recommended spare



NON-WATER COOLED FLEXIBOX



Seal Arrangements (Series III)

